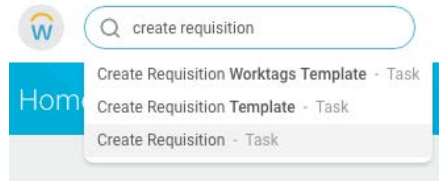


Blanket Orders

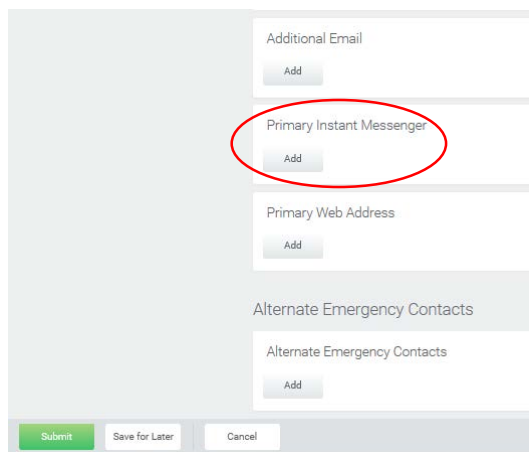
1. HndY`7 fYUhY`F Yei ]g]h]cb`"]b`h`Y`K cf\_XUmigYUfW`Vcl`UbX`W]W`cb` h`Y`]b`\_`h`Uh]g`]ghYX"



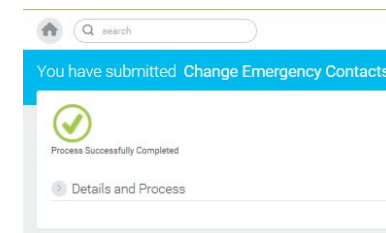
- &" =>h`Y`F Yei ]g]h]cb`HndY`Z]Y`Xz`W`ccgY`6`Ub\_Yh`DC"
- ' " 7`]W`C?"
- (" 7`]W`F Yei YghBcb!7UHJ`c[ `=hYa`g"
- )" | bXYf`Bcb!7UHJ`c[ `F Yei YghHndY`W]W`F Yei YghGYfj`]W"
- \*" HndY`U`XYgW]dh]cb`]b`h`Y`=>hYa`8YgW]dh]cb`Z]Y`X`fY"[ ""V`Ub\_Yh` cfXYf`Zcf`hfUg`fYa`cj`U`L"
- +" GY`YVh`U`W]h[`cfm]Z`ca`h`Y`GdYbX`7UHJ`cfma`Ybi`"fh]d.`Zcfa`Yf`m`UW]i`bh`W`XY`]b`6`UbbYf`L"
- , " GY`YVh`U`gi`dd`]Yf`Z`ca`h`Y`Gi`dd`]Yf`a`Ybi`"
- " GY`YVh`W`ffYbh`XUH`]b`GhUfh`8UH`Z]Y`X"
- %"\$ " GY`YVh`>`bY`" \$`c`Z`h`Y`b`Yk`Z]gW`m`YUf`]b`9`bX`8UH`Z]Y`X"
- %%" =>h`Y`9l`h`b`XYX`5a`ci`bh`Z]Y`X`gdYV]ZmXc`Uf`Ua`ci`bh`h`c` YbW`a`VYf`]b`h`Y`V`Ub\_Yh`cfXYf`Zcf`h`Y`k`c`Y`Z]gW`m`YUf"
- %&" 7`]W`5XX`h`c`7`Ufh`h`Yb`C?"`"



5. You have the option of supplying more information for your primary emergency contact such as additional phone numbers, email addresses, or a primary instant messenger address. Simply click on the Add button to open up that section so you can add the information.



6. If you have some, but not all of the required information for your emergency contact, you can click on Save for Later. Information you have entered will be saved. When all of the information for your emergency contact is complete, click on the green Submit button. The following screen will indicate that your information is updated.



It is your responsibility to keep your emergency contact information updated. Be sure to review and update information periodically. Thank you!