

You can select one or more cost centers within fund 1000 (Current Operating Fund), and see a report showing the "Total" net revenue and expense for each Program and Event compared to budget. **PLEASE NOTE:** Financial information is presented based on the accounting ledger sign, a method to report net income. In this method revenue is a credit & expense is a debit. When you read financial data in the report, funds displayed with a "-" sign indicate revenue.

Utilizing Budget Reports

- Type all or part of the report name in the "search" box on the Workday homepage, press <return>.
 - BUD_RPT_Cost Center & Program & Event
- In the "Categories" column to the left, click on "All of Workday."
- Click on the name of the selected report from the search results.
- Search for the "Organization" by cost center name or number.
 - In this field you can select one or more Cost Centers or "Cost Center Hierarchies" (e.g. All Cost Centers). The "Period" and "Time Period" fields default to "FY 2017 - JUL" and "Current Period YTD," but can be changed.

BUD_RPT_Cost Center & Program & Event Actions

Instructions **THIS REPORT PULLS FINANCIAL INFORMATION FOR THE OPERATING BUDGET

- In the "Organization", select cost center(s) or cost center hierarchy(s)
- Check to make sure the period is correct (e.g. FY 2018 - JUL v. FY 2017 - JUL)
- Check to make sure the time period is correct (e.g. Current Period YTD v. Current Period YTD)

Organization * Cost Center: CC5013 Alumnae/i Engagement General Budget

Period * FY 2018 - JUL

Time Period * Current Period YTD

- Now you can review the financial information. You can also choose to download the data into an Excel spreadsheet by clicking on the download icon in the upper right of the report (as highlighted below in yellow).

et	% Achieved
	3.2%

- Review the Cost Center Program and Event financial information by clicking the drop down arrows.

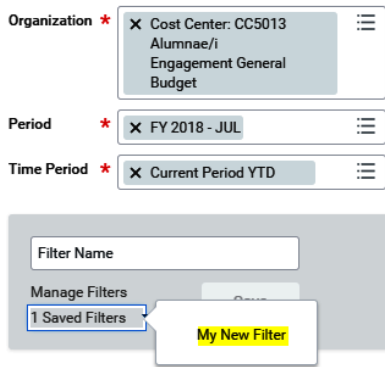
24 items

Cost Center
CC5013 Alumnae/i Engagement General Budget
Program
CC5013 Alumnae/i Engagement General Budget
VP for Alumnae/i Affairs & Development
PG500002 Vassar Club of New York
PG500003 Alumnae/i Vassar College Executive Director
PG500006 Undergraduate Outreach
PG500007 Young Alumnae/i Outreach
PG500008 Volunteer Outreach
PG500009 Vassar Club Support
PG500011 Travel Program
PG500015 Pilot and Affiliate Programs
PG500016 Career Networking

You can select one or more cost centers within fund 1000 (Current Operating Fund), and see a report showing the "Total" net revenue and expense for each Program and Event compared to budget. **PLEASE NOTE:** Financial information is presented based on the accounting ledger sign, a method to report net income. In this method revenue is a credit & expense is a debit. When you read financial data in the report, funds displayed with a "-" sign indicate revenue.

SAVING FILTERS

You can save the chosen parameters as a "filter." Just name the filter (e.g. My New Filter) and click save. The filter(s) will be available in subsequent report work.

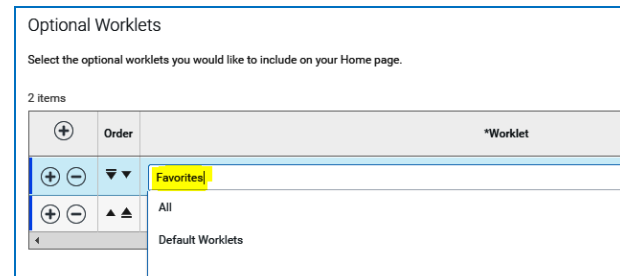


DRILLING DOWN If any numeric information is highlighted in blue anywhere in these reports, you can click on that number to display related financial information, presenting the components of the "Total" for the Cost Center, Program, or Event. Components can include Revenue and Spend Category information, such as on how funds were spent in that component. For example, within the Spend Category component you can access an "Invoice Attachment" which might be a spending receipt that was attached in Workday for an expense report.

Worktags
Function: 50 Institutional Support
Fund: FD1000 Current Operating Fund
Spend Category: Meetings - On Campus (SC6535)

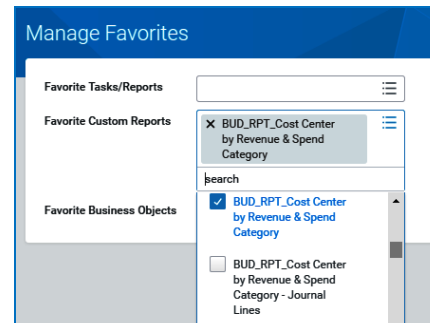
ADDING WORKLETS

You can add a favorites worklet to your home screen for easy report access. Click here for the "Adding Worklets" job aid: workdayinfo.vassar.edu/docs/pdf/finance/Adding-Worklets-to-the-Home-Screen.pdf



SAVING FAVORITES

Now you can save your reports as favorites in Workday.



Click here more information in the "Setting Favorites" job aid: workdayinfo.vassar.edu/docs/pdf/finance/Setting-Favorites-in-Workday.pdf